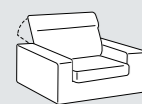


POSH | b o l d

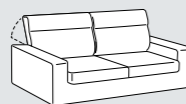
divani/elementi/accessori



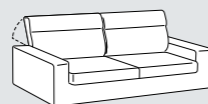
Poltrona
L 124 P 98/130 H 93



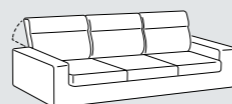
Divano
L 186 P 98/130 H 93



Divano
L 206 P 98/130 H 93



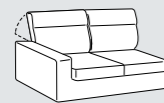
Divano
L 226 P 98/130 H 93



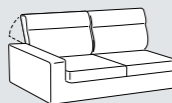
Divano
L 258 P 98/130 H 93



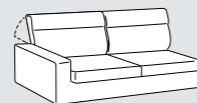
Poltrona
laterale dx/sx
L 104 P 98/130 H 93



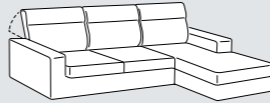
Divano
laterale dx/sx
L 166 P 98/130 H 93



Divano
laterale dx/sx
L 186 P 98/130 H 93



Divano
laterale dx/sx
L 206 P 98/130 H 93



Componibile
panchetta dx/sx
L 258 P 153/185 H 93



Panchetta dx/sx
L 104 P 153/185 H 93



Penisola angolare c/pouff
dx/sx
L 98/130 P 230 H 93



Penisola angolare
c/Even dx/sx
L 98/130 P 225 H 93



Pouff
L 72 P 52 H 42
L 82 P 52 H 42
L 92 P 52 H 42



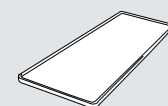
Cuscino
L 40 x 40



Cuscino
L 50 x 50



Cuscino
L 55 x 30



Accessorio Even
43 x 93



Finitura nera di
serie.
*Standard black
finishes.*



Finitura bianca
optional.
*Optional white
finishes.*



Finitura beige
optional.
*Optional beige
finishes.*

Schienali reclinabili in molteplici posizioni / Reclining backrests with multiple positions



A seconda della collocazione del divano si potranno gestire le diverse inclinazioni dello schienale. Tenendo il divano appoggiato alla parete si potranno sfruttare le posizioni dello schienale per i primi 20° mantenendo così un ingombro totale di cm 98. Inclinando ulteriormente lo schienale oltre i 20°, aumenta di conseguenza la profondità del divano fino ad un massimo di cm 130 con un' inclinazione di 60°.

Depending on the location of the sofa, different backrest positions are possible. If the sofa is positioned against a wall, backrest positions corresponding to the first 20° can be set, thus maintaining a total footprint of 98 cm. Inclining the backrest by more than 20° consequently increases the depth of the sofa, up to a maximum of 130 cm with a 60° inclination angle.



Piede Abs effetto
sospeso **di serie.**

*Suspended-effect Abs feet
as standard.*



Piede Edge finitura cromo
optional.

Optional Edge feet in
chrome finish.



Piede Steel in metallo
optional.

Optional Steel feet in
metal.



Piede Brick in legno
colore nero o beige
optional.

Optional Brick feet in
black or beige wood.